




## MILESCRAFT TRACKSAWGUIDE

Jonathan Salisbury takes a look at a system available from **Wood Workers Workshop** that turns a standard circular saw into a track saw

It was five years ago that I first used a track saw. Not having to wait for someone to help me move 8 x 4ft boards onto a table saw made my work easier. I've reviewed three track systems – see the April 2019, January 2020 and December 2023 editions – all of which included the saw. At the time I asked myself, but what if I already had a saw and no track? What if I want to make precision cuts, rip sheets of plywood, trim doors and produce furniture, but don't want the expense of a – good quality – dedicated track saw system?

The answer is, of course, the Milescraft TrackSawGuide tested here.



The main parts out of the box



Guides, supports and connectors

### What you get

The box contains all you need, except the saw, of course! I obviously haven't tested it with every model, but any standard hand-held circular saw with a steel plate base is likely to fit. It's better if you have one that plunges; the model I used for testing is a fixed depth B&D, which is obviously more dangerous as I couldn't control how much the blade sticks out under the workpiece.


Mounting the saw looked like it was going to be tricky, but the instructions are exceptionally clear; before you do anything else, disconnect the saw from the power socket or remove all batteries! The saw blade spacer is essential and needs to be carefully positioned to ensure the blade is parallel to and clear of the sliding track saw base's edge. When the saw is aligned, the end stops are fixed in place to prevent the saw sliding and the four clamps can be used to secure it in place. Vertical spacers can be added to support the clamp if it has to be fixed higher to get over any levers, or other obstructions, on the saw's base, but a little imagination is required if anything gets in the way of the end stops.

Once secured – check this carefully – the saw blade spacer can come out – make sure you do this! – and the base is ready to be placed on the rails. There's only one place it can go, so if it's not set flat, the positioning is incorrect. Attach the


guide adjusters to help ensure a smooth run.

### In use

Fixing together the low profile aluminium rails, using the supplied connectors, allows cuts of up to 1.4m long; more can be added to make longer runs. Unfortunately, their profile is unique and so other manufacturer's rails aren't usable. Additional sets cost just under £80; this is a similar price to other makes, but not the cheapest. The rails attach with a small



Aligning the base on the rails



The blade spacer in place


G-clamp; these are fine, although the small wheel isn't the best way of tightening them. ▶




Things get in the way




Push the blade up against it



Saw end stop and clamps in place



A partial solution lies in the vertical clamp spacer



The simple rail clamp



#### Removable caps neaten up the ends

There are a few recommendations in the instructions, such as ensuring the rails overhang

the start and end of a workpiece, and it's always worth double checking that, before powering up, the blade definitely won't cut into the rail or anything else.

The saw's first pass will cut the edge of the guide strip, which extends beyond the rail's edge. Thereafter, this can be used to indicate where the blade will cut. If you change the blade, it's advisable to reset the saw position with the blade spacer.

#### Conclusion

I've tested several Milescraft products from Wood Workers Workshop, and they've all been impressive. The Milescraft TrackSawGuide is very well made; the quality of materials and

the finish can't be faulted (when new – how they wear depends on how they're used and looked after, of course!) As a low-cost alternative to a decent track saw system, when you already have the bit that does the cutting, it'd be difficult to beat. ✂

#### THE VERDICT

##### PROS

- Excellent quality; positive and smooth slide; very easy to set up; universal fit for almost any saw; adjustable; money saver if you already have a power saw

##### CONS

- Requires a saw; can't be used with other power tools; must be set up carefully; different track pattern to other manufacturers

**RATING – PERFORMANCE: 5 OUT OF 5**  
**RATING – VALUE: 5 OUT OF 5**

#### SPECIFICATION

**Saw compatibility:** Up to 184mm

**Cutting range length:** 25-1,270mm – expandable with the Milescraft 1408 Guide Rails

**Cutting depth:** Up to 50mm\*

\*Cut depth may vary based on your own saw's base plate

#### Features

- Universal adjustable track saw base fits most standard circular saws with blades up to 184mm
- Aluminium construction reduces flex for improved accuracy and repeatable cuts

- Set up cuts in seconds by simply aligning the cutting guide to your mark
- Connect as many tracks as required for your job
- Low profile design
- Cuts 1.4m out of the box, or extends to any length required with optional GuideRail extensions
- The red cutting-strip acts as a guide and the blade will cut directly up to the edge

#### What's included

- 1 × TrackSaw Base
- 1 × Saw Blade Spacer
- 2 × 27-½in (700mm) Guide Rails

- 2 × TrackClamps
- 4 × Saw Clips
- 1 × Sacrificial Strip
- 4 × Glide Adjusters

**Typical prices:** Milescraft TrackSawGuide – £109.96; Guide rail extension pack – £79.96

**Web:** [www.woodworkersworkshop.co.uk](http://www.woodworkersworkshop.co.uk)

## Protection for you and your tools



#### Bow Products 123 EVA Blocks

Bow Products 123 blocks, made from their exclusive EVA material blend, are a great addition to the workshop. EVA is a closed-cell technology that will not bleed onto material or cutters, mar material or damage finished surfaces.

£14.95



#### Bow Products XT Xtender Fence

Designed to bring unparalleled control and safety to a wide range of power saws. From compact benchtop saws to portable job site equipment, professional cabinet saws, and bandsaws. Available in three lengths: 24", 36", and 46"

From £95.95



#### Bow Products Bench Mat

The Bow Products Bench Mat is a handy workmate in the workshop or around the home, a handy place mat or tool rest for many projects. The mat holds small pieces in place and stands out against the green background.

£22.96



#### Bow Products FeatherDUO Featherboard

All the breakthrough benefits of EVA Feathers in a stackable platform. Ideal for feeding taller material on Table Saws, Band Saws and Router Tables. The FeatherDUO is ideal for taller material feeds, when stacked.

£59.95



**WOOD WORKERS WORKSHOP**

[www.woodworkersworkshop.co.uk](http://www.woodworkersworkshop.co.uk)

